











<b>Product Code</b>			<b>152 10L9.600-4GD-276E1-10B0 ND10-59-21.0-73P0.01</b>		
<b>Product Type</b>			L9		
<b>Product Type No</b>			01		
Diameter	(mm)	600	Min Diameter - Max Diameter	(mm)	580-600
	(inch)	23.622		(inch)	22.834-23.622
Thickness	(mm)	4	Min Thickness - Max Thickness	(mm)	4-4
	(inch)	0.157		(inch)	0.157-0.157
Center Hole Details	(mm)	GD-276	No Holes / <b>GO</b> Round / <b>GD</b> Square / <b>GK</b> Square Round / <b>GKD</b> Star / <b>GY</b>	 <b>GO GD GK GKD GY</b> <b>GS / SPECIAL</b>	
	(inch)	GD-10.866			
Axis and Hole Information	E1-10	<b>Total number of holes and forms on axel</b>		Example:  <b>E1: with one axel</b> <b>6: pieces of forms</b>	
		E0 - No Axel E1 - 1 With One Axel E2 - 2 With Two Axel ES - Special			
Sharpening Type	B0	B0 - Without Edge  B1 - Single Edge  B2 - Double Side Edge  B3 - Stepped Edge  B4 - Double Side Stepped Edge 			
Notch and Details	(mm)	ND10-59-21	<b>Notch Form:</b> <b>D</b> (Round) ND - Round  <b>D</b> <b>V</b> (V) NV - V  <b>V</b> <b>U</b> (U) NU - U  <b>U</b> <b>S</b> (Special) NS - Special	<b>N10-59-21</b> <b>ND10</b> - Number of Notches <b>59</b> - Notch Mouth Size <b>21</b> - Notch Mouth Depth Dimension	
	(inch)	ND10-2.322-0.826			
Radius and Height	(mm)	0-73	<b>R</b> (Radius) (Bara) <b>H</b> (h)		
	(inch)	0-2.874			
Color Code	P0	P0 - Unpainted P1 - RAL 9005 Jet Black P2 - RAL 5012 Light Blue P3 - RAL 5013 Cobalt Blue P4 - RAL 5008 Grey Blue P5 - RAL 2002 Vermilion P6 - RAL 3002 Carmine Red P7 - RAL 7035 Light Grey P8 - RAL 6016 Turquoise Green P9 - RAL 7016 Anthracite Grey		P10 - RAL 7011 Iron Grey P11 - RAL 4007 Purple Violet P12 - RAL 3020 Traffic Red P13 - RAL 7021 Black Gray P14 - RAL 5004 Black Blue P15 - Metallic Petrol Color P16 - RAL 7044 Silk Grey P17 - RAL 9005 Jet Black (Texture) PP1 - RAL 9005 Black Glossy	