












Product Code			152 10L3.600-4GD-327E1-12B0 NO.0-40PO.01		
Product Type			L3		
Product Type No			01		
Diameter	(mm)	600	Min Diameter - Max Diameter	(mm)	600-600
	(inch)	23.622		(inch)	23.622-23.622
Thickness	(mm)	4	Min Thickness - Max Thickness	(mm)	4-4
	(inch)	0.157		(inch)	0.157-0.157
Center Hole Details	(mm)	GD-327	No Holes / GO Round / GD Square / GK Square Round / GKD Star / GY	 GO GD GK GKD GY GS / SPECIAL	
	(inch)	GD-12.874			
Axis and Hole Information	E1-12	Total number of holes and forms on axel		Example:  E1: with one axel 6: pieces of forms	
		E0 - No Axel E1 - 1 With One Axel E2 - 2 With Two Axel ES - Special			
Sharpening Type	B0	B0 - Without Edge  B1 - Single Edge  B2 - Double Side Edge  B3 - Stepped Edge  B4 - Double Side Stepped Edge 			
Notch and Details	(mm)	NO	Notch Form: D (Round) ND - Round  NO-0-0 V (V) NV - V  NO - Number of Notches U (U) NU - U  0 - Notch Mouth Size S (Special) NS - Special  0 - Notch Mouth Depth Dimension NO Plane N Notch		
	(inch)	NO			
Radius and Height	(mm)	0-40	R (Radius) (Bara) H (h)		
	(inch)	0-1.574			
Color Code	PO	P0 - Unpainted P1 - RAL 9005 Jet Black P2 - RAL 5012 Light Blue P3 - RAL 5013 Cobalt Blue P4 - RAL 5008 Grey Blue P5 - RAL 2002 Vermilion P6 - RAL 3002 Carmine Red P7 - RAL 7035 Light Grey P8 - RAL 6016 Turquoise Green P9 - RAL 7016 Anthracite Grey		P10 - RAL 7011 Iron Grey P11 - RAL 4007 Purple Violet P12 - RAL 3020 Traffic Red P13 - RAL 7021 Black Gray P14 - RAL 5004 Black Blue P15 - Metallic Petrol Color P16 - RAL 7044 Silk Grey P17 - RAL 9005 Jet Black (Texture) PP1 - RAL 9005 Black Glossy	