











Product Code			152 10L11.700-4GD-358,5E1-12B0 ND12-59-21.0-73P0.01		
Product Type			L11		
Product Type No			01		
Diameter	(mm)	700	Min Diameter - Max Diameter	(mm)	700-700
	(inch)	27.559		(inch)	27.559-27.559
Thickness	(mm)	4	Min Thickness - Max Thickness	(mm)	4-4
	(inch)	0.157		(inch)	0.157-0.157
Center Hole Details	(mm)	GD-358,5	No Holes / GO Round / GD Square / GK Square Round / GKD Star / GY	 GO GD GK GKD GY GS / SPECIAL	
	(inch)	GD-14.114			
Axis and Hole Information	E1-12	Total number of holes and forms on axel		Example:  E1: with one axel 6: pieces of forms	
		E0 - No Axel E1 - 1 With One Axel E2 - 2 With Two Axel ES - Special			
Sharpening Type	B0	B0 - Without Edge  B1 - Single Edge  B2 - Double Side Edge  B3 - Stepped Edge  B4 - Double Side Stepped Edge 			
Notch and Details	(mm)	ND12-59-21	Notch Form: D (Round) ND - Round  D V (V) NV - V  V U (U) NU - U  U S (Special) NS - Special	N12-59-21 ND12 - Number of Notches 59 - Notch Mouth Size 21 - Notch Mouth Depth Dimension	
	(inch)	ND12-2.322-0.826			
Radius and Height	(mm)	0-73	R (Radius) (Bara) H (h)		
	(inch)	0-2.874			
Color Code	P0	P0 - Unpainted P1 - RAL 9005 Jet Black P2 - RAL 5012 Light Blue P3 - RAL 5013 Cobalt Blue P4 - RAL 5008 Grey Blue P5 - RAL 2002 Vermilion P6 - RAL 3002 Carmine Red P7 - RAL 7035 Light Grey P8 - RAL 6016 Turquoise Green P9 - RAL 7016 Anthracite Grey		P10 - RAL 7011 Iron Grey P11 - RAL 4007 Purple Violet P12 - RAL 3020 Traffic Red P13 - RAL 7021 Black Gray P14 - RAL 5004 Black Blue P15 - Metallic Petrol Color P16 - RAL 7044 Silk Grey P17 - RAL 9005 Jet Black (Texture) PP1 - RAL 9005 Black Glossy	